

Nifty Snapshot

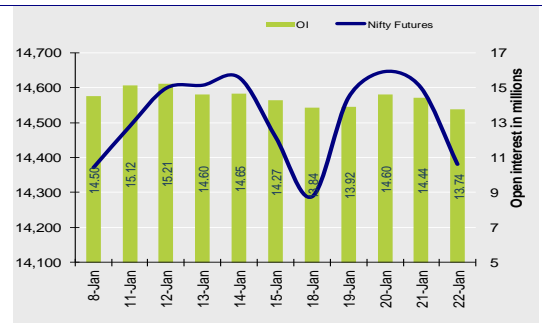
	Close	Prv Cl.	Ab chg	% chg
Spot	14,371.9	14,590.3	-218.45	-1.50
Futures	14,380.1	14,598.6	-218.50	-1.50
OI (ml shr)	13.74	14.44	-0.70	-4.86
Vol (lots)	246693	149410	97283	65.1
COC	8.25	8.30	-0.05	-0.6
PCR-OI	1.14	1.28	-0.14	-11.0

Market Summary:

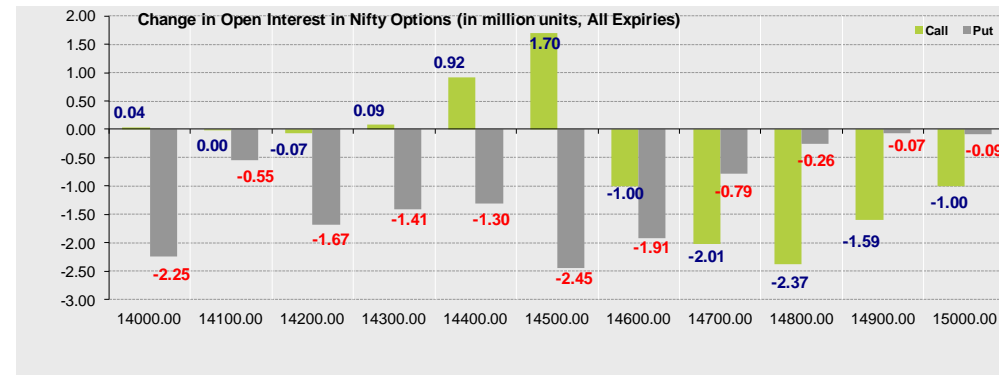
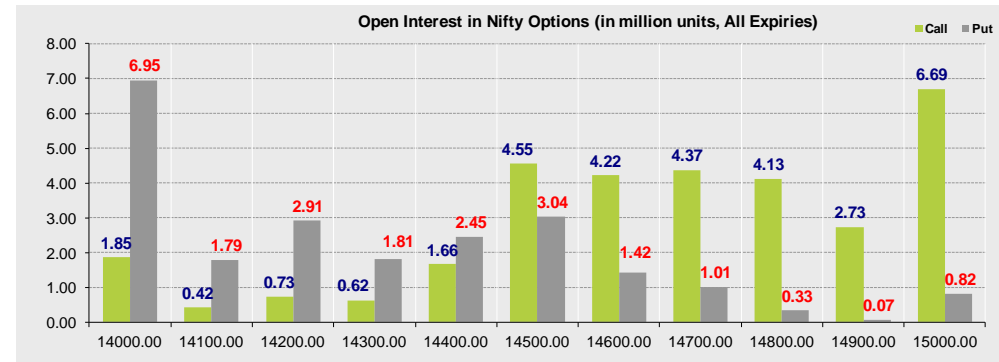
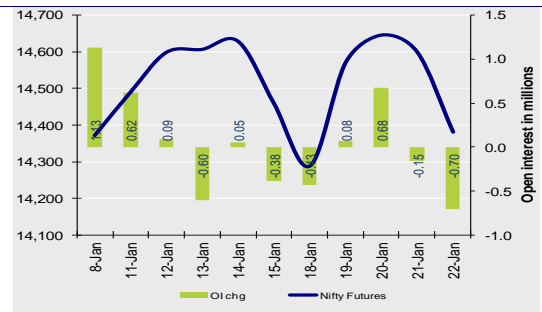
- Indian markets closed on a negative note where selling was mainly seen in Banking, Finance, Metals sectors. Nifty Jan Future closed at 14380.10 (down 218.50 points) at a premium of 8.25 pts to spot.
- FII's were net sellers in Cash to the tune of 635.69 Cr and were net sellers in index futures to the tune of 1471.29 Cr.
- India VIX increased by 1.09% to close at 22.42 touching an intraday high of 23.04.

Open Interest in Nifty Options:

Nifty Futures Price v/s OI



Nifty Futures Price v/s Change in OI



Institutional Activity in previous trading session

(in Rs cr.)	Buy	Sell	Net
Index Futures	5613.93	7085.22	-1471.29
Index Options	431046.68	432539.1	-1492.42
Stock Futures	28891.61	29358.62	-467.01
Stock Options	18465.83	18623.84	-158.01
FII Cash	8,326.77	8,962.46	-635.69
DII Cash	4,859.95	6,150.30	-1,290.35

Net FII Activity (in Rs cr.)

Date	Idx Fut	Stk Fut	Idx Opt	Cash
22-Jan	-1471.3	-467.0	-1492.4	-635.7
21-Jan	1102.2	-195.4	2048.6	1614.7
20-Jan	-1313.5	-332.6	-660.7	2289.1
19-Jan	508.9	977.3	13.9	257.6
18-Jan	-267.2	1326.6	1108.6	650.6
15-Jan	-1063.3	-932.1	617.2	971.1

- The above second chart shows previous trading day's change in Nifty options where Addition in OI were seen in 14400, 14500 strike Calls while liquidation was seen in 14600, 14500, 14400, 14000 strike Puts indicating market is likely to remain range bound in the near term.

- Highest OI build-up is seen at 15000 strike Call and 14000 strike Put, to the tune of 6.69mn and 6.95mn respectively.

Outlook on Nifty:

- Index is likely to open on a positive note today and is likely to remain range bound during the day.

Technical Pivot (Intraday):

	S2	S1	PIVOT	R1	R2
NIFTY	14185	14280	14455	14550	14725
BANKNIFTY	30410	30805	31515	31910	32620

Volume Buzzers (Contract wise)

Symbol	Current Volume	Volume Change	Price Chg	One Month Avg
BIOCON	12180	481%	-11%	2492
TVSMOTOR	8366	390%	2.4%	2447
SAIL	824	278%	-11%	3135
ADANIPTS	13972	266%	-2.0%	4830
BAJAJ-AUTO	28609	250%	9.9%	3343
GMRINFRA	4393	244%	-1.1%	1642
EICHERMOT	10667	219%	1.6%	4512
MOTHERSUMI	5536	217%	1.1%	2483
AMARAJABAT	2603	210%	0.6%	1271
SBILIFE	7157	209%	-2.2%	2820

Stock Ideas

- RELIANCE & BAJAJ-AUTO calls of strike 2100 & 4100 respectively were amongst the most active Calls whereas RELIANCE & BAJFINANCE puts of strike 2000 & 5000 respectively were amongst most active Puts.
- ULTRACEMCO & SUNTV are likely to show good strength whereas BIOCON & SAIL are likely to show weakness in today's trading session.

(Price is in Rs; OI is in million units; Price chg and OI chg are in percentage) **NB RESEARCH**

Fresh Longs seen in:

Script	Price	Price chg	OI	OI Chg
ULTRACEMCO	5567.6	0.3	1.9	24.4
BAJAJ-AUTO	4086.3	9.9	2.2	24.1
APOLLOTYRE	232.6	6.5	20.0	18.6

Fresh Shorts seen in:

Script	Price	Price chg	OI	OI Chg
BIOCON	394.9	-11.0	17.7	35.9
FINNIFTY	15146	-2.7	0.1	28.3
RBLBANK	229.3	-8.4	31.7	24.8

Short Covering seen in:

Script	Price	Price chg	OI	OI Chg
SUNTV	511.6	2.0	9.7	-9.9
WIPRO	444.6	0.3	32.2	-8.8
APOLLOHOSP	2598.1	0.2	1.5	-8.7

Long Unwinding seen in:

Script	Price	Price chg	OI	OI Chg
SAIL	58.2	-10.7	138	-10.3
BAJAJFINSV	9063.1	-0.2	0.6	-10.3
PEL	1488.3	-4.7	4.3	-7.6

Technical Pivot (Intraday):

Script Name	S2	S1	PIVOT	R1	R2
ULTRACEMCO	5426	5497	5553	5624	5680
BIOCON	359	377	400	418	441
SUNTV	488	500	509	521	530
SAIL	52	55	60	63	69

FROM THE EQUITY DERIVATIVE DESK:

NIRAV HARISH CHHEDA
SENIOR DERIVATIVES AND TECHNICAL ANALYST
E-Mail: nirav.chheda@nirmalbang.com
Tel no: 6273-8199/8000

AMIT BHUPTANI
DERIVATIVES AND TECHNICAL ANALYST
E-Mail: amit.bhuptani@nirmalbang.com
Tel no: 6273-8242/8000

Disclaimer

Nirmal Bang Securities Private Limited (hereinafter referred to as "NBSPL") is a registered Member of National Stock Exchange of India Limited, Bombay Stock Exchange Limited and MCX stock Exchange Limited. We have been granted certificate of Registration as a Research Analyst with SEBI. Registration no. is INH000001766 for the period 23.09.2015 to 22.09.2020.

NBSPL or its associates including its relatives/analyst do not hold any financial interest/beneficial ownership of more than 1% in the company covered by Analyst (in case any financial interest is held kindly disclose)

NBSPL or its associates/analyst has not received any compensation from the company covered by Analyst during the past twelve months. NBSPL /analyst has not served as an officer, director or employee of company covered by Analyst and has not been engaged in market making activity of the company covered by Analyst.

The views expressed are based solely on information available publicly and believed to be true. Investors are advised to independently evaluate the market conditions/risks involved before making any investment decision.

Stock Name	Call (Buy/Sell)	Entry price	Targets	Stop Loss	Duration	Status

NIFTY50 Options OI (CE OI = Resistance) (PE OI = Support)

Symbol	Highest CE OI	Highest PE OI	CMP
ADANI PORTS	560	500	537
ASIANPAINT	2800	2600	2598
AXISBANK	700	630	646
BAJAJ-AUTO	4200	3800	4086
BAJAJFINSV	9500	8000	9063
BAJFINANCE	5200	5000	4979
BHARTIARTL	600	570	578
BPCL	420	360	397
BRITANNIA	3700	3500	3609
CIPLA	850	750	810
COALINDIA	150	125	133
DIVISLAB	4000	3600	3552
DRREDDY	5100	5000	5043
EICHERMOT	3000	2800	2971
GAIL	150	130	132
GRASIM	1080	1000	1005
HCLTECH	1100	900	986
HDFC	2800	2500	2595
HDFCBANK	1500	1440	1442
HDFCLIFE	700	680	689
HEROMOTOCO	3500	3200	3380
HINDALCO	280	240	239
HINDUNILVR	2400	2300	2407
ICICIBANK	560	530	535
ITC	220	210	211

NIFTY50 Options OI (CE OI = Resistance) (PE OI = Support)

Symbol	Highest CE OI	Highest PE OI	CMP
INDUSINDBK	1000	900	891
INFY	1400	1300	1339
IOC	100	90	96
JSWSTEEL	400	380	376
KOTAKBANK	2000	1900	1837
LT	1400	1300	1365
M&M	900	800	800
MARUTI	9000	7500	8056
NESTLEIND	19000	17000	17628
NTPC	100	100	94
ONGC	100	90	93
POWERGRID	210	190	194
RELIANCE	2100	2000	2054
SBILIFE	900	900	862
SBIN	310	280	285
SHREECEM	14500	14500	23785
SUNPHARMA	600	600	577
TATAMOTORS	300	200	290
TATASTEEL	700	640	648
TCS	3400	3100	3301
TECHM	1100	850	982
TITAN	1600	1400	1495
ULTRACEMCO	5600	5000	5568
UPL	600	500	569
WIPRO	500	400	445

DISCLOSURES

Research Reports that are published by Nirmal Bang Securities Private Limited (hereinafter referred to as "NBSPL") are for private circulation only. NBSPL is a registered Research Analyst under SEBI (Research Analyst) Regulations, 2014 having Registration no. INH000001766. NBSPL is also a registered Stock Broker with National Stock Exchange of India Limited, BSE Limited, Metropolitan Stock Exchange of India Limited, Multi Commodity Exchange of India Limited, National Commodity and Derivative Exchange Limited and Indian Commodity Exchange Limited in cash and Equity and Commodities derivatives segments.

NBSPL has other business divisions with independent research teams separated by Chinese walls, and therefore may, at times, have different or contrary views on stocks and markets.

NBSPL or its associates have not been debarred / suspended by SEBI or any other regulatory authority for accessing / dealing in securities Market. NBSPL, its associates or analyst or his relatives do not hold any financial interest (Except Investment) in the subject company. NBSPL or its associates or Analyst do not have any conflict or material conflict of interest at the time of publication of the research report with the subject company. NBSPL or its associates or Analyst or his relatives may or may not hold beneficial ownership of 1% or more in the subject company at the end of the month immediately preceding the date of publication of this research report.

NBSPL or its associates / analyst has not received any compensation / managed or co-managed public offering of securities of the company covered by Analyst during the past twelve months. NBSPL or its associates have not received any compensation or other benefits from the company covered by Analyst or third party in connection with the research report. Analyst has not served as an officer, director or employee of Subject Company. NBSPL / analyst has not been engaged in market making activity of the subject company. Analyst Certification: The research analysts and authors of these reports, hereby certify that the views expressed in this research report accurately reflects my/our personal views about the subject securities, issuers, products, sectors or industries. It is also certified that no part of the compensation of the analyst(s) was, is, or will be directly or indirectly related to the inclusion of specific recommendations or views in this research. The analyst(s) principally responsible for the preparation of this research report and has taken reasonable care to achieve and maintain independence and objectivity in making any recommendations.

DISCLAIMER

This report is for the personal information of the authorized recipient and does not construe to be any investment, legal or taxation advice to you. NBSPL is not soliciting any action based upon it. Nothing in this research shall be construed as a solicitation to buy or sell any security or product,

or to engage in or refrain from engaging in any such transaction. In preparing this research, we did not take into account the investment objectives, financial situation and particular needs of the reader.

This research has been prepared for the general use of the clients of NBSPL and must not be copied, either in whole or in part, or distributed or redistributed to any other person in any form. If you are not the intended recipient you must not use or disclose the information in this research in any way. Though disseminated to all the customers simultaneously, not all customers may receive this report at the same time. NBSPL will not treat recipients as customers by virtue of their receiving this report. This report is not directed or intended for distribution to or use by any person or entity resident in a state, country or any jurisdiction, where such distribution, publication, availability or use would be contrary to law, regulation or which would subject NBSPL & its group companies to registration or licensing requirements within such jurisdictions.

The report is based on the information obtained from sources believed to be reliable, but we do not make any representation or warranty that it is accurate, complete or up-to-date and it should not be relied upon as such. We accept no obligation to correct or update the information or opinions in it. NBSPL or any of its affiliates or employees shall not be in any way responsible for any loss or damage that may arise to any person from any inadvertent error in the information contained in this report. NBSPL or any of its affiliates or employees do not provide, at any time, any express or implied warranty of any kind, regarding any matter pertaining to this report, including without limitation the implied warranties of merchantability, fitness for a particular purpose, and non-infringement. The recipients of this report should rely on their own investigations.

This information is subject to change without any prior notice. NBSPL reserves its absolute discretion and right to make or refrain from making modifications and alterations to this statement from time to time. Nevertheless, NBSPL is committed to providing independent and transparent recommendations to its clients, and would be happy to provide information in response to specific client queries.

Before making an investment decision on the basis of this research, the reader needs to consider, with or without the assistance of an adviser, whether the advice is appropriate in light of their particular investment needs, objectives and financial circumstances. There are risks involved in securities trading. The price of securities can and does fluctuate, and an individual security may even become valueless. International investors are reminded of the additional risks inherent in international investments, such as currency fluctuations and international stock market or economic conditions, which may adversely affect the value of the investment. Opinions expressed are subject to change without any notice. Neither the company nor the director or the employees of NBSPL accept any liability whatsoever for any direct, indirect, consequential or other loss arising from any use of this research and/or further communication in relation to this research. Here it may be noted that neither NBSPL, nor its directors, employees, agents or representatives shall be liable for any damages whether direct or indirect, incidental, special or consequential including lost revenue or lost profit that may arise from or in connection with the use of the information contained in this report.

Copyright of this document vests exclusively with NBSPL.

Our reports are also available on our website www.nirmalbang.com